



Rainwater Systems

www.hunterplastics.co.uk

Issue 1

Hunter offer a wide range of dependable, easy to install systems for domestic, light industrial, commercial and agricultural applications. Manufactured from PVCu, they are corrosion free and require very little maintenance.

With the changing global climate, we are experiencing periods of increased water fall, so choosing to install the right rainwater system has never been so important.

This guide has been compiled to help you decide which of Hunter's eight rainwater systems meets your installation and aesthetic requirements.



Rainwater Contents

Surefit	Introduction	6
	Features & Benefits	8
	Products	9
Half Round	Introduction	11
	Features & Benefits	12
	Products	14
Squareflo	Introduction	20
	Features & Benefits	22
	Products	24
125	Introduction	30
	Features & Benefits	32
	Products	34
Innovations	Introduction	40
	Features & Benefits	42
	Products	44
Regency	Introduction	52
	Features & Benefits	54
	Products	56
Ovation	Introduction	62
	Features & Benefits	64
	Products	66
Ogee	Introduction	70
	Features & Benefits	72
	Products	74





Rainwater Contents

Highflo	Introduction	80
	Features & Benefits	82
	Products	84
Stormflo	Introduction	88
	Features & Benefits	90
	Products	92
Flat Roof Drainage	Introduction	96
	Features & Benefits	98
	Installation Procedures	99
Good Practice Guide		102
Contact Details		107



Surefit

On site - we know how demanding your job can be, and the last thing you need is costly call backs. New build home surveys have always identified guttering problems as topping the 'snagging' list.

Hunter Surefit® rainwater systems have been designed to ensure you get the job done right, first time, with:

- Integral pivoted clips which allow fast thumb 'clip lock' assembly
- Fixing wings allow fast fixing for hand and power tools
- Compatible with most existing metal or plastic systems
- Recessed, pre-lubricated seals are robust and watertight
- British Standard tested and approved.

Check Page 103 for our easy guide to installation.

Surefit



PVCu Material

PVCu is through coloured and will not support combustion. It is also tough, corrosion resistant, light in weight and virtually maintenance free. Where the co-extrusion process is used, performance is enhanced.



Recessed jointing seals

Integral computer-designed jointing seals held captive in a moulded recess forms a robust, watertight seal which accommodates thermal movement.



Angle

Angles with fixing wings are quicker to fit, improve stability, reduce the need for additional brackets and prevent unsightly corner sag.

Tips & Hints

Drains, taking rainwater from roofs of buildings and paved areas around the building are required to be watertight and accessible for cleaning.

Half Round




Size: 112mm or 76mm
Flow Rate: up to 2.6 l/s
Available in: ● ● ○ ●

Squareflo




Size: 114mm
Flow Rate: up to 3.8 l/s
Available in: ● ○ ●

125



Size: 125mm
Flow Rate: up to 4.9 l/s
Available in: ● ● ○ ●

Regency



Size: 125mm
Flow Rate: up to 4.7 l/s
Available in: ● ○ ●

Ovation




Size: 125mm
Flow Rate: up to 3.9 l/s
Available in: ● ○ ● ●

Ogee



Size: 130mm
Flow Rate: up to 3.0 l/s
Available in: ● ○

Highflo



Size: 170mm
Flow Rate: up to 6.0 l/s
Available in: ● ● ○ ●

Stormflo



Size: 200mm
Flow Rate: up to 14.0 l/s
Available in: ● ●



Half Round

The most popular rainwater system, particularly for domestic projects and refurbishments by contractors large and small.

Half Round is available in two sizes:

76mm, ideal for porches, small smoking huts and garden sheds.

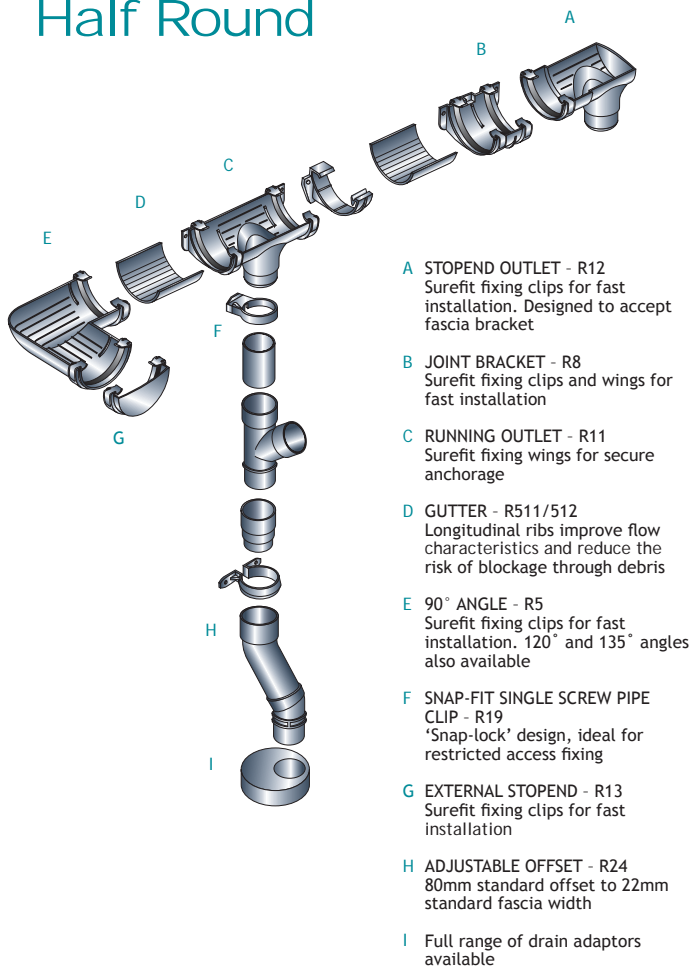
112mm, ideal for standard houses, garages, conservatories, larger smoking huts and garden sheds.

- Suitable for new and refurbishment projects
- Economical alternative to cast iron gutters
- Compatible with most existing metal or plastic systems.



Profile Dimensions (mm)

Half Round



Half Round



Adjustable Offset

2-piece moulding adjusts from 80mm to 22mm. Avoids the need to swivel offsets, enables outlet to be easily aligned with drain. Overcomes unsightly slanted or miss-aligned pipe work.



Access Pipe

When rainwater discharge connects directly to a drain, an access point must be provided at the base of the rainwater pipe. The simple to install push fit access pipe has an 'O' ring seal for a reliable water tight seal, yet opens with a simple $\frac{1}{4}$ turn. Provides a large diameter access point for easy rodding and maintenance.



Pipe Bracket

There are two types of bracket to meet your installation needs;

R19 for single concealed fixing

R46 2 fixing bracket with visible fixings, ideal for refurbishment projects.

Half Round Gutter System

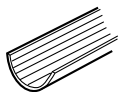
Product
Code

Product
Code

76mm

112mm

Gutter



2m length

R513

R511

4m length

R512

5m length

R552

(roofline length)



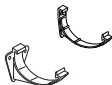
Joint Bracket

R37



R8

Support Bracket



1 Screw fixing

R36

R10

2 Screw fixing

R25

Angle



90° (shown)

R29



R5

120°



R6

135°

R31



R7

Running Outlet



R32



R11

Stopend Outlet



R33



R12

Half Round Gutter System

Product
Code

Product
Code

76mm

112mm



Stopend External

R34



R13



Union



R398



Connection to Half Round/Cast Iron Gutter

R459



Connection to Cast Iron/Ogee Gutter

RH

R461

LH

R462



Tips & Hints

When installing any PVC Rainwater System, remember to allow for any necessary thermal movement. Hunter gutter fittings contain an 'INSERT TO HERE' mark which permits the correct movement to take place, ensuring long-term efficiency.

Half Round

Pipes and Fittings

Product
Code

Product
Code

50mm

68mm

Pipe - Plain ended



2m length

R522

R518

2.5m length

R519

4m length

R520

5.5m length

R521



Connector

R38

R17

Bracket



1 Screw fixing

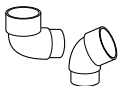
R39

R19

2 Screw fixing

R46

Bend



92¹/₂°

R577

112¹/₂° Offset

R40

R20

Branch



112¹/₂°

R22

Shoe



R41

R21

Half Round

Pipes and Fittings

Product
Code

Product
Code

50mm

68mm



Adjustable Offset

Min: 22mm, Max: 80mm

R24



Access Pipe



R1



Adaptor

Square/Round

R397



Drain Connector

Flexible for 50, 65, 68mm
External Use Only

DS24



Reducer

68mm Spigot to 50mm Spigot R666

110mm Spigot x 50mm Socket S264



68mm Socket x 110mm Spigot R768



82mm Spigot to 68mm Socket R4



110mm Socket to 68mm Socket R3



Hopper Head

R14+R666

R14


Half Round



Tips & Hints

Surefit system, unique to Hunter gutter fittings, allows gutters to be simply and quickly fitted. The Surefit integral pivoted clips allow simple, 'snap lock' assembly of gutter.





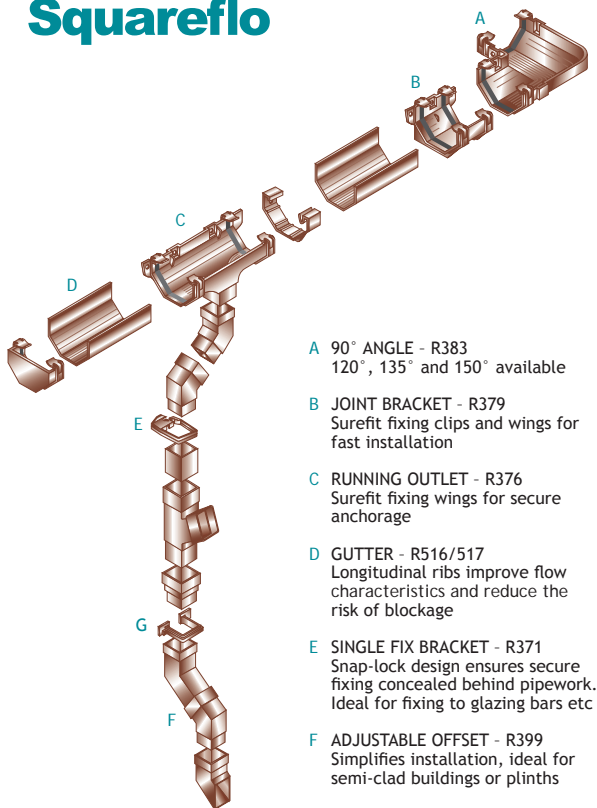
Squareflo

Its clean angular profile has been designed to compliment uPVC windows and conservatories, its 114mm profile offers a greater flow rate that makes this system ideal for domestic housing and conservatory applications.



Profile Dimensions (mm)

Squareflo



- A** 90° ANGLE - R383
120°, 135° and 150° available
- B** JOINT BRACKET - R379
Surefit fixing clips and wings for fast installation
- C** RUNNING OUTLET - R376
Surefit fixing wings for secure anchorage
- D** GUTTER - R516/517
Longitudinal ribs improve flow characteristics and reduce the risk of blockage
- E** SINGLE FIX BRACKET - R371
Snap-lock design ensures secure fixing concealed behind pipework. Ideal for fixing to glazing bars etc
- F** ADJUSTABLE OFFSET - R399
Simplifies installation, ideal for semi-clad buildings or plinths
- G** CLOSE TO WALL BRACKET - R373
Allows downpipes to be fixed only 2mm from wall. Reduces risk of vandalism

Squareflo



Adjustable Offset

2-Piece moulding adjusts from 80mm to 22mm. Ideal to offset over brick corbels and enables outlet to be easily aligned with drain.

Overcomes unsightly slanted or misaligned pipe work.



Access Pipe

Used when connecting directly to a drain, installed at the base of pipe. Provides large diameter access for cleaning and maintenance.



Uni-Fit Outlet

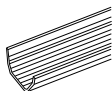
The Uni-Fit outlet is designed to enable a single or additional outlet to be located anywhere in the gutter run. Suitable for use with flat bottom gutters and can be used with gutters in a variety of different materials.

Squareflo

Gutter System

Product
Code

114mm



Gutter

2m length	R516
4m length	R517
5m length (roofline length)	R557



Joint Bracket

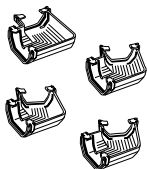


R379



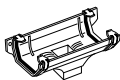
Support Bracket

1 Screw fixing	R378
2 Screw fixing	R395



Angle

90°		R383
120°		R374
135°		R375
150°		R370



Running Outlet



R376

Squareflo

Gutter System

Product
Code

114mm



Stopend Outlet



R394



Stopend External



R380



Stopend Internal

R381

Connection to Half Round/Cast Iron

R387



Tips & Hints

Rainwater systems should always be fixed to the fascia using 25mm (1") x No 10 sheradised round head screws. Screws should be located through the moulded lugs. Where moulded lugs are not pierced, fittings may be drilled (running outlets must always be fixed with two screws).

Note: Use 38mm (1½") x No 12 sheradised round head screws for Stormflo

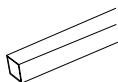
Squareflo

Pipes and Fittings

Product
Code

65mm

Pipe - Plain Ended



2.5m length

R525

4m length

R526

5.5m length

R320

Bracket



Stand Off

R388

Close to Wall

R373

Single fixing

R371

Connector



R389

Bend



92 $\frac{1}{2}$ °

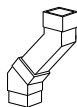
R393



112 $\frac{1}{2}$ ° Offset

R390

Adjustable Offset



Min: 25mm, Max: 65mm

R399

Squareflo

Pipes and Fittings

Product
Code

65mm



Branch

112 $\frac{1}{2}$ °

R392



Shoe

R391



Hopper Head

R14



Access Pipe

Fabricated



R301



Adaptor

Square/Round

R397



Swivel

R396



Squareflo



Tips & Hints

When using a string line to level the gutter fittings, do not use too long a length, as the line may sag. Securing the line to a two-screw bracket ensures that it will not twist and distort the level.





125

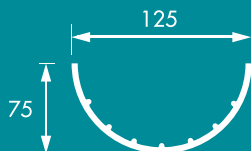
The deeper semi elliptical profile of the 125 system offers a superior flow rate for domestic/light commercial applications. The 125 system's fast flow outlets allow a connection to both 68mm and 82mm downpipes, for greater installation flexibility.

Downpipe options

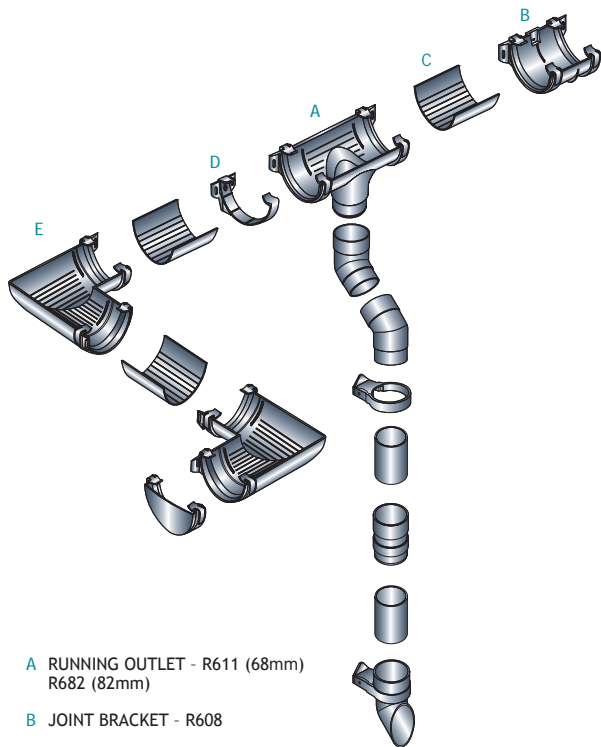
68mm or 82mm downpipe options available, providing a choice, depending on the water flow and construction needs.

Improved fixing

Slotted fixing wings on each of the angles designed to support the gutter on exposed corners. Ideal for areas that are prone to heavy water fall or snow loading.



Profile Dimensions (mm)



A RUNNING OUTLET - R611 (68mm)
R682 (82mm)

B JOINT BRACKET - R608

C GUTTER - R640

D SUPPORT BRACKET - R610
Features slotted fixing wings

E 90° ANGLE INTERNAL/
EXTERNAL - R605/R615

125



R682 Running Outlet

Designed for use with 68mm downpipe, and also for heavier rainfall areas 125 has an 82mm downpipe option without the need for an additional adaptor.



R600 Adaptor Seal

125 Adaptor Seal allows connection with most other deep profile PVC gutter systems.

Simply remove the current seals on the 125 system and replace with the R600.



R602 Internal Stop End

The 125 Internal Stop End is a cost efficient fitting that will convert a running outlet into a stopend outlet, with no need to cut a small piece of gutter.

125

Gutter System

Product
Code

125mm



Gutter

4m length

R640



Joint Bracket

R608



Support Bracket



R610



Angle Bracket

90° External



R605



90° Internal



R615



135° External



R607



135° Internal



R617

Tips & Hints

Try placing a bracket around the pipe or gutter when cutting to length, this acts as a guide for the saw and ensures a straight cut. Always remove swarf afterwards. To avoid damaging rubber seals, run a file or rasp across the pipe end to obtain a chamfer.

125

Gutter System

Product
Code

125mm



Running Outlet

68mm		R611
82mm		R682



Stopend

External		R613
Internal		R602



Adaptor Seal



Replaces standard seal allowing connection of other deep profile gutter systems	R600
--	------

Tips & Hints

Need even more capacity? Replace your 68mm downpipe with 82mm (using the R682) to drain bigger roofs with fewer outlets.



125

Pipes and Fittings

Product
Code

Product
Code

68mm

82mm

Pipe - Plain Ended



2m length

R518

2.5m length

R519

4m length

R520

R700

5.5m length

R521

Bracket



1 Screw fixing

R19



2 Screw fixing

R46

S612

Connector



Pipe

R17

R717

Drain (Flexible)

DS24

DS24

Bend



92 $\frac{1}{2}$ °

R577

112 $\frac{1}{2}$ ° offset

R20

R720

Branch



112 $\frac{1}{2}$ °

R722

Shoe



R21

R721

125

Pipes and Fittings

Product
Code

Product
Code

68mm

82mm



Reducer

82mm Spigot to 68mm Socket R4

110mm Socket to 68mm Socket R3



Tips & Hints

On properties without fascia boards, Hunter side or top rafter brackets are used. These are suitable for use with all Hunter rainwater systems except 170mm Half Round and 200mm Stormflo. See Page 48 for our complete range of brackets.

125

A close-up photograph of a dark brown gutter joint bracket. The bracket is a curved, L-shaped piece that fits into the gutter to join two sections. It is mounted on a roof surface, and the gutter itself is visible in the background. The lighting is soft, highlighting the texture of the gutter material.

Tips & Hints

To ease installation and reduce thermal movement noise after installation, lubricate the seals in joint brackets, outlets and angles with Hunter Liquid Lubricant or silicone spray.





Innovations

Even the so called 'quick and simple' jobs end up having their challenges, so with this in mind, we have worked along side plumbers to develop innovative solutions to age old plumbing problems.

If these pages don't hold the answer to your problem, we have a fabrication and technical team who can advise on 020 8855 9851.

Innovations

Unifit Outlet

The Uni-Fit outlet is designed to enable a single or additional outlet to be located anywhere in the gutter run and can solve capacity problems by preventing 'localised' gutter over-spill. It is suitable for use with flat bottom gutters, in a variety of different materials with a thickness of between 1mm - 15mm. Ideal for converting Squareflo and Regency angles into corner outlets.

The Uni-Fit domestic outlet is particularly useful when installed on a conservatory where a normal gutter outlet may obstruct a window opening, or fall below the fascia sight-line.



Threaded
outlet

Industrial
Gutter

Seal

Spigot suits
110mm socket



Installation Guide

Once a hole has been cut into the gutter, the threaded sections screw together to form a secure watertight joint. No need for messy mastics, sealants or rivets.

Innovations

Compact Rainwater Gully

The Hunter Rainwater Gully is an ideal solution where there is an increased risk of roof debris being flushed into the underground drainage system. This is particularly important when connecting to a soak-away, where roof and gutter debris will cause blockage, making a soak-away or stormwater collection ineffective.



Sold complete with unique adaptor for Square, Round and Regency downpipes.

- Tough polypropylene material
- Fully accessible for cleaning - removable trap baffle for ease of maintenance
- Compact design for installation flexibility and simple matching to paved areas
- 110mm outlet (spigot) for direct underground connection
- No additional adaptors required

FOR SURFACE WATER ONLY should not be used for foul water applications.

Tips & Hints

Paved areas around houses should be designed so that they are able to adequately drain any water away from the building. Where it is not possible for surfaces to be free draining, the paving should be used with gullies or channels discharging to a drainage system.

Rainwater

Innovations

Product
Code

Adaptors



Swivel Adaptor

Allows Square Offset Bends to 'swivel' in any direction, ideal for misaligned drainage point

R396



125 Adaptor Seal

For adapting to other deep profiled systems, simply remove the current seal on fitting and replace with the adaptor seal

R600



82mm Reducer

Adapts a 82mm socket to 68mm spigot pipe. Ensure the 82mm socket is supported with a R607 socket bracket

R3



110mm Reducer

Adapts a 110mm spigot to 68mm spigot pipe. Can be rotated to accomodate pipe clipping distance

R3

Rainwater Innovations

Product
Code



Regency Long Stop End

Flat ended to allow discrete close to wall installations. Can be converted to a stop end outlet using an R400



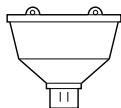
R914



Ovation Cutting Tool

Designed as a cutting template for both the Ovation gutter and the Squoval downpipe

R441



Hopper

Reminiscant of old iron styling the rainwater hopper adapts to Round, Square and Regency pipes

R14



Hopper - Ovation

Unique fitting doubles as both a hopper head and a Squoval downpipe branch

R414

Rainwater Innovations

Product
Code

Product
Code

68mm

110mm

Unifit Outlet




For use with Squareflo R400
or Regency gutter.
Suits 68mm round,
Squareflo and
Regency downpipes



110mm Spigot for use
with flat bottom
gutters of all materials

R410

Gutter Leaf Guard



5 metre pack 10 x 500mm
Suitable for 112mm Half Round R500



Gutter Leaf Guard

Designed to help prevent the build up of leaves and debris in the gutter system. Available in 5 Metre Packs that can be cut to suit. Installation is easy with a simple clip together fixing, no screws or glue required. Manufactured from recycled polypropylene.

Rainwater Innovations

Product
Code

Product
Code

68mm

110mm

Drain Leaf Guard



Accepts rainwater pipes up to 110mm diameter. To cover drains up to 300mm wide x 265mm

DS500

Compact Rainwater Gully



110mm Inlet/Outlet.
Adapts to accept Regency, Squareflo 68mm and 82mm pipes.
Surface Water only.
Not for foul water use.

DS42

Reducer



68mm x 110mm Adaptor
Use also with DS42

R768



Regency, Squareflo and 82mm Socket to 110mm Spigot 68mm Socket to 110mm Spigot

R767



68mm round Squareflo 110mm Spigot

MKRAB

Additional Brackets

Domestic Gutter Systems

Product
Code

Rise and Fall Bracket - 230mm stake



Squareflo

R377

Regency

R909

Ogee

R818

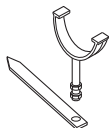
Half Round 112mm

R18

125

R601

Rise and Fall Bracket - 300mm stake



Half Round 112mm

R9




Tips & Hints

For buildings without fascias, galvanised rise and fall brackets are an alternative to top or side fixing rafter brackets. These may be built in to the brickwork as work proceeds, or driven in after construction. When installing, all gutter unions and ends of gutters should be supported by a bracket, with intermediate brackets at not greater than 1 metre centres (800mm for Ogee or 600mm for heavy snow loading areas).

Additional Brackets

Domestic Gutter Systems

Product
Code



Variable Rise and Fall Bracket

230mm	R26
-------	-----

300mm	R27
-------	-----

Including galvanised stake,
order gutter bracket separately.
Supplied with fixing nuts and bolts.



Galvanised Stake

300mm	R9A
-------	-----

230mm	R18A
-------	------



Top Rafter Bracket

Supplied with wing nut and bolt. Not for use with 170mm or 200mm gutter	R15
---	-----



Side Rafter Bracket

Supplied with wing nut and bolt. Not for use with 170mm or 200mm gutter	R16
---	-----




Wedge Spacer

22½° Pitch	R2
------------	----


For use on dwellings with
angled fascias, typically
1950-1960's original
construction

Innovations



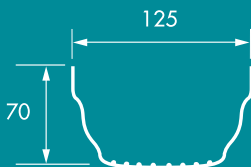
Tips & Hints

Rainwater drainage may only connect to a foul sewer if a soak-away or a watercourse cannot be used and a separate surface water sewer is not available. DS42 is not for foul water applications.



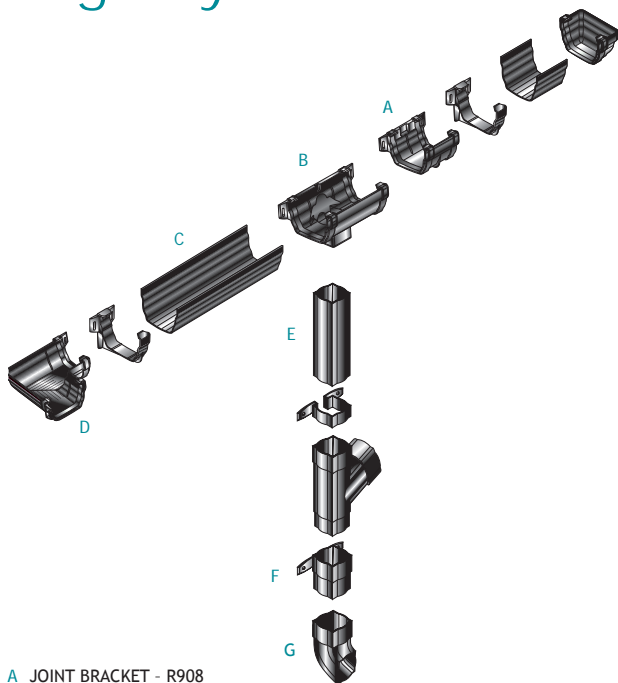
Regency

Regency offers a classic elegance that is suitable for use on modern or period style buildings. The Regency system has a unique profiled 74mm downpipe. Regency has a large flow capacity, therefore reducing the need for downpipes. It can be used with square and round downpipe for greater style and pricing flexibility.



Profile Dimensions (mm)

Regency



A JOINT BRACKET - R908

B RUNNING OUTLET - R911

C GUTTER - R896

D 90° ANGLE - INTERNAL/
EXTERNAL - R935/945

E DOWNPIPE - R891/893/894

F PIPE CONNECTOR - R917

G RAINWATER SHOE - R921

Regency



Running Outlet

With Delta flow diverters, flowing rainwater is deflected straight into the downpipe, so you can save on the amount of downpipes required. The outlet nozzle position at the back of the gutter allows the downpipe to be fixed to the fascia for a secure installation.



Regency Profiled Pipe

The 74mm downpipe makes Regency one of the most attractive systems available today - the downpipe becomes a feature in itself.



Long Stopend

Designed with a plain flat face, for use directly when fitting up to a wall, long enough to convert to an outlet using Uni-Fit for both left and right handed installations.

Note: When this fitting is used as an outlet, we recommend that a downpipe bracket be used on the pipe directly under the outlet to provide additional support.

Regency

Gutter System

Product
Code

130mm

Gutter



4m length

R896

Joint Bracket



R908

Support Bracket



2 Screw fixing

R910

Angle Bracket



90° External



R935



90° Internal



R945



135° External



R937



135° Internal

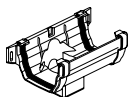


R947

Regency Gutter System

Product
Code

130mm



Running Outlet

Use Squareflo or
Regency Rainwater Pipes  R911



Stopend External

 R913



Long Stopend
(must be supported)

 R914



Stopend Internal

R902



Uni-Fit Outlet

For use with Squareflo
or Regency Gutter
Suits 68mm round, Squareflo
and Regency downpipes and
gutters made from other
materials between 1mm -
15mm thick

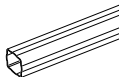
R400

Regency

Pipes and Fittings

Product
Code

74mm



Pipe - Plain Ended

2.5 m length

R891

4 m length

R893

5.5 m length

R894



Bracket

2 Screw fixing

R919



Bracket Spacer

5mm

R927



Connector

R917



Bend

112½°

R920



Branch

R922

Product
Code

74mm



Shoe

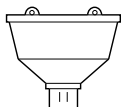
R921



Adaptor

Regency to 68mm

R924



Hopper Head

R14




For ultimate pricing flexibility,
Regency offers a choice of
profiled or square downpipes.

Regency

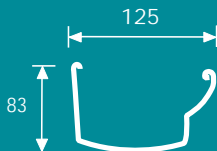




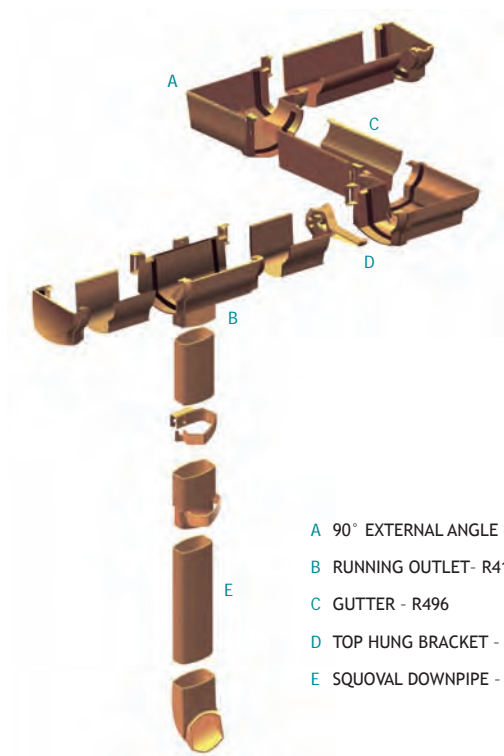


Ovation

Hunter's newest Rainwater system with a 'modern feel'. Co-extruded for greater weatherability. Ovation is a top hung system, combined with the unique squoval downpipe, Ovation offers a practical streamlined look ensuring it remains close to the wall. Combined with an exclusive range of colours including Copper and Sand. Who thought a new rainwater system could be so stylish?



Profile Dimensions (mm)



A 90° EXTERNAL ANGLE - R437

B RUNNING OUTLET- R411

C GUTTER - R496

D TOP HUNG BRACKET - R431

E SQUOVAL DOWNPIPE - R491/493

Tips & Hints

Ovation Rainwater System is top hung, and as a result has slightly different installation procedure than a surefit system for further handy hints and tips log on to hunterplastics.co.uk

Ovation



Squoval Profile Pipe

Squoval pipe (a combination of square and oval) is stronger than conventional round pipe and more attractive than square.



Top - Hung Gutter

- Clean profile with no visible support brackets
- Easier to clean and maintain fascia
- Simple to install and dismantle.



Unique Hopper/branch

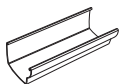
Compact in design, this fitting doubles as both a hopper head and branch, allowing connection to Ovation's unique Squoval downpipe.

Ovation

Gutter System

Product
Code

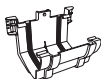
130mm



Gutter


4m length

R496



Joint Bracket

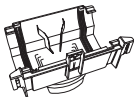
R408



Support Bracket

3 Screw fixing

R410



Running Outlet

Use Ovation pipe

R411



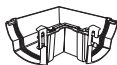
Stopend External

LH (Shown)

R413

RH

R423



Angle Bracket

90° External

R435

90° Internal

R445



135° External

R437

135° Internal

R447



Cutting Tool

R441

Ovation

Pipes and Fittings

Product
Code

68mm



Pipe - Plain Ended

4m length

R493

2.75m length

R491



Connector

R417



Bracket

1 Screw fixing

R419



Bend

92 $\frac{1}{2}$ ° Offset

R425

112 $\frac{1}{2}$ ° Offset

R420

90° Horizontal

R426

112 $\frac{1}{2}$ ° Horizontal

R418



Shoe

R421



Adaptor

Squoal to 68mm round

R424




Hopper / Branch

R414

Ovation



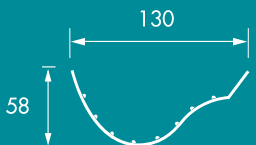




Ogee

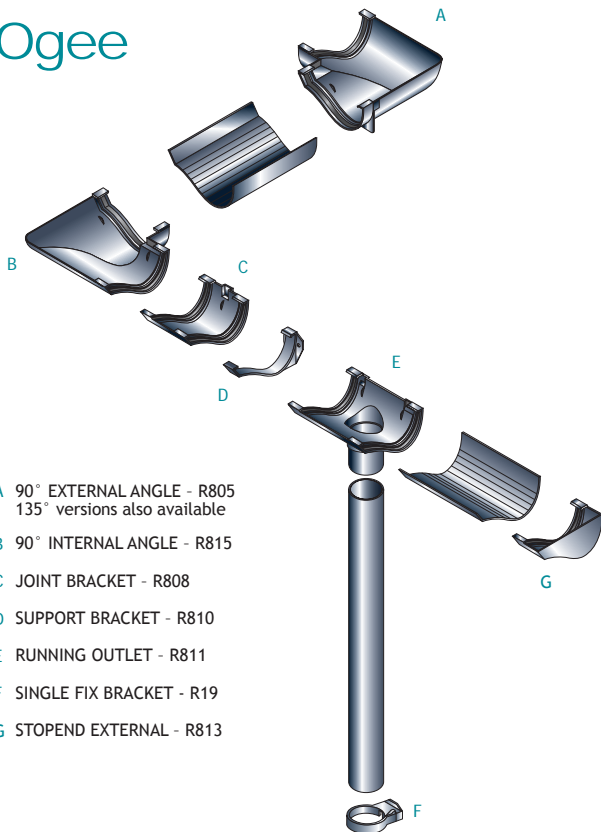
The traditional shape of Ogee blends perfectly with ‘Victorian’ style properties, or listed buildings up to grade 2. It retains character, a lightweight alternative to traditional materials and therefore an ideal replacement for cast iron.

- Wider top opening provides better catchment area for a variety of roof tiles and pitch.
- Elliptical shape at base provides excellent self-cleaning properties.



Profile Dimensions (mm)

Ogee



A 90° EXTERNAL ANGLE - R805
135° versions also available

B 90° INTERNAL ANGLE - R815

C JOINT BRACKET - R808

D SUPPORT BRACKET - R810

E RUNNING OUTLET - R811

F SINGLE FIX BRACKET - R19

G STOPEND EXTERNAL - R813

Tips & Hints

This classic Ogee profile can be easily connected to Cast Iron Ogee using a simple adaptor.

Ogee



3 Fixing Fascia Bracket


Provides improved load bearing qualities for installations in areas prone to heavy snow loading. (Fixing centres reduced to 500mm).



Adjustable Offset

2-Piece moulding adjusts from 80mm to 22mm avoids the need to swivel offsets, enables outlet to be easily aligned with drain.

Overcomes unsightly slanted or misaligned pipe work.



Adaptors

Allow simple connection to aluminium or cast iron gutters. Left or right hand adaptors available.

Ogee

Gutter System

Product
Code

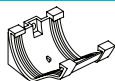
130mm



Gutter

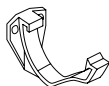
4m length

R876



Joint Bracket

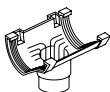
R808



Support Bracket

2 Screw fixing
(with optional 3rd fixing point)

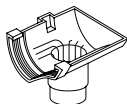
R810



Running Outlet

Use 68mm pipe

R811



Stopend Outlet

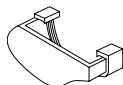
Use 68mm pipe

LH

R822

RH

R812



Stopend External

LH (Shown)

R823

RH

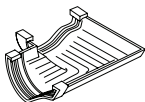
R813

Ogee

Gutter System

Product
Code

130mm



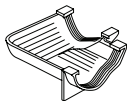
Angle External

90°

R805

135°

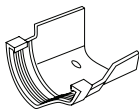
R807



Angle Internal

90°

R815



Connection to Cast Iron Ogee

LH

R886

RH (Shown)

R885



Case Study

Ogee was chosen to compliment the styling of Southwold Pier (pictured)

Ogee

Pipes and Fittings

Product
Code

68mm



Pipe - Plain Ended

2m length R518

2.5m length R519

4m length R520

5.5m length R521



Connector

R17



Bracket

1 Screw fixing R19

2 Screw fixing R46



Bend

92 $\frac{1}{2}$ ° R577

112 $\frac{1}{2}$ ° Offset R20



Branch

112 $\frac{1}{2}$ ° R22



Shoe

R21

Ogee

Pipes and Fittings

Product
Code

68mm



Adjustable Offset

Min: 22mm Max: 80mm

R24



Access Pipe



R1



Drain Connector

Flexible for 50, 65, 68mm
External Use only

DS24



Reducer

110mm Socket to 68mm Socket

R3

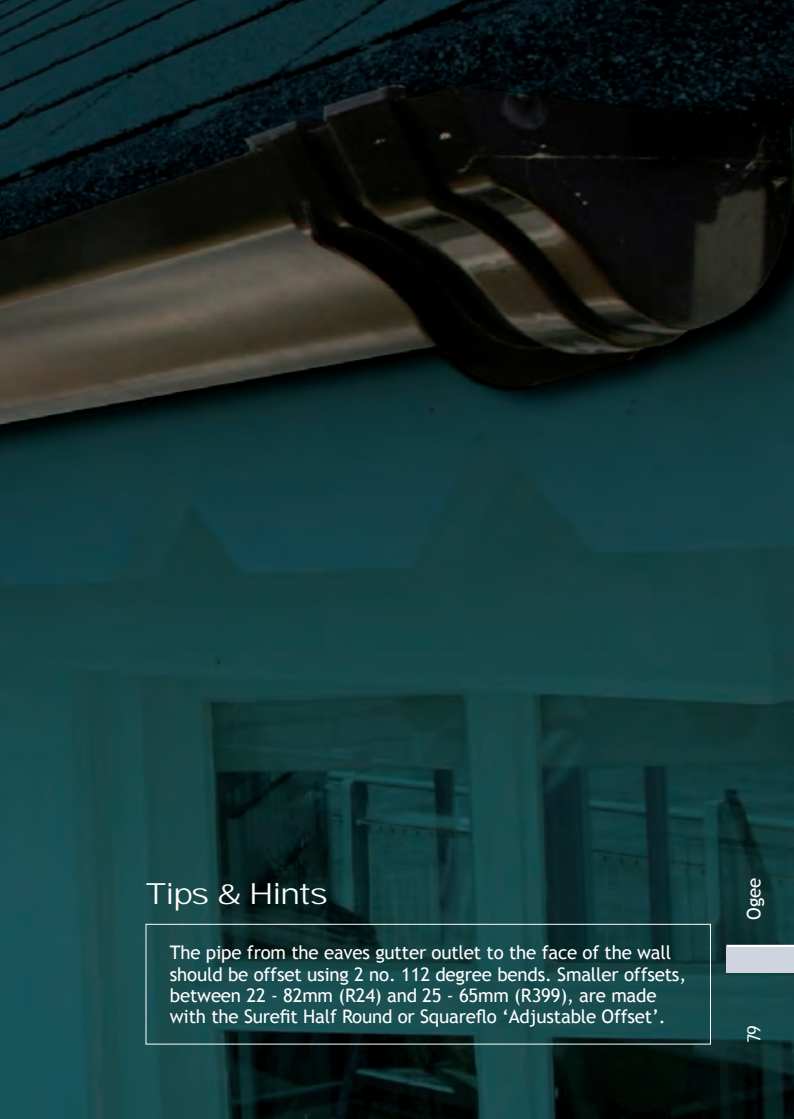


Hopper Head

R14


Ogee





Tips & Hints

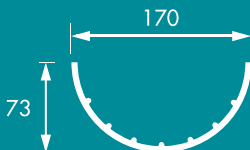
The pipe from the eaves gutter outlet to the face of the wall should be offset using 2 no. 112 degree bends. Smaller offsets, between 22 - 82mm (R24) and 25 - 65mm (R399), are made with the Surefit Half Round or Squareflo 'Adjustable Offset'.



Highflo

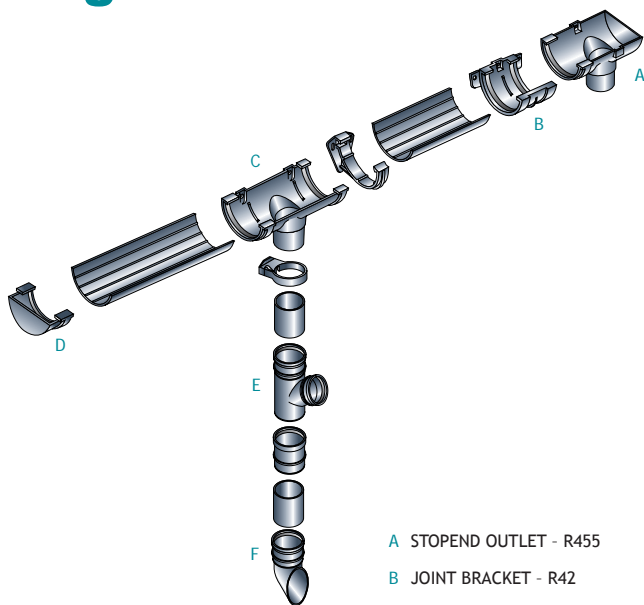
Designed for commercial and industrial uses, Highflo offers superior drainage for larger roof areas. Extra strong support brackets help to withstand heavy snow-loading and wind updrafts likely on exposed or remote buildings.

Hunters high capacity systems have been designed to cope with removing huge volumes of rainwater from the largest of roof areas.



Profile Dimensions (mm)

Highflo



- A STOPEND OUTLET - R455
- B JOINT BRACKET - R42
- C RUNNING OUTLET - R454
- D STOPEND EXTERNAL - R402
- E BRANCH - S336
- F SHOE - S266

Tips & Hints

When rainwater discharge connects directly to a drain, an access point must be provided at the base of the rainwater pipe.



Access Pipe

With an 'O' ring seal for a reliable, water tight seal. Provides a large diameter access point for easy rodding and maintenance. Supplied complete with an internal plug for a smooth through bore, preventing build up of debris. Features two closed boss connections. Ideal for connection to water butt overflow pipe.



Connector

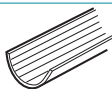
The Universal Connector is finned, for simple push fit installation, connects to most materials, ideal for when pipe is broken or partially recessed. Provides 110mm socket connection, a real get you out of trouble fitting!

Highflo

Gutter System

Product
Code

170mm



Gutter

4m length

R515



Joint Bracket

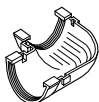
R42



Support Bracket

2/3 Screw fixing

R452



Angle

90°

R451



Running Outlet

110mm

R454

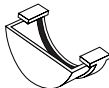
No adaptor required.



Stopend Outlet

Fits 110mm pipe

R455



Stopend External

R402



Hopper Head


R465

Highflo

Pipes and Fittings

Product
Code

110mm



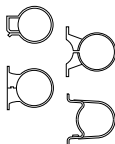
Pipe

Plain Ended, 3m length	S505
Plain Ended, 4m length	S506
Single Socket, 3m length	S508



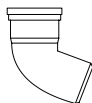
Connector

Pipe - Single Socket	S208
Drain	S121



Bracket

Pipe, 1 screw fixing	S217
Pipe, 2 screw fixing	S219
Socket	S220
Pipe/socket - galvanised steel	S570



Bend

92 $\frac{1}{2}$ ° Bend	S322
112 $\frac{1}{2}$ ° Offset Top	S270
112 $\frac{1}{2}$ ° Offset Bottom	S271
135°	S331



Branch

112 $\frac{1}{2}$ °	S336
92 $\frac{1}{2}$ °	S334



Shoe

S266



Access Pipe

S309


Highflo

Tips & Hints

Always ensure that gutters are installed to the 'insert to here' lines, this will ensure gutters do not pull apart when expanding and contracting. When installing high capacity gutters, always lubricate the gutter seals.



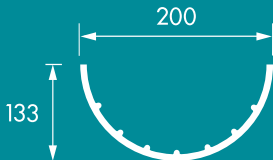




Stormflo

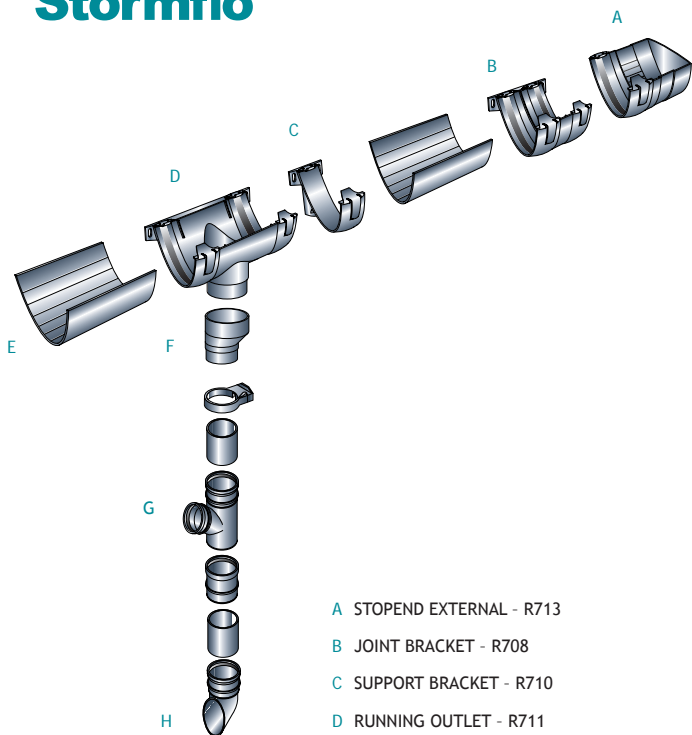
For large commercial and industrial applications, Stormflo offers one of the largest capacity rainwater systems available in the UK. 160mm downpipe ensures efficient rainwater drainage from even the largest roof areas.

Extra fixing points provided to withstand heavy snow loading and wind updrafts likely on exposed or remote buildings.



Profile Dimensions (mm)

Stormflo



A STOPEND EXTERNAL - R713

B JOINT BRACKET - R708

C SUPPORT BRACKET - R710

D RUNNING OUTLET - R711


E GUTTER - R740

F OUTLET ADAPTOR - R716

G BRANCH - S427

H SHOE - S436

Stormflo



Bottom Fixing

Stormflo fittings have been designed to ensure strength and stability.

even in the most adverse weather conditions. The toughened bottom.

fixing point offers increased protection from the snow loading and wind.

updrafts found on remote and exposed buildings.



Angles

90° + 135° Angles available -
no on site fabrications required
- unusual angles required?
Dial our fabrication hotline on
020 8855 9851.

Tips & Hints

Always use the bottom screw fixing on all Stormflo fittings, these protect against wind uplift and snow loading on guttering.

Stormflo

Gutter System

Product
Code

200mm



Gutter

4m length

R740



Joint Bracket



R708



Support Bracket

2/3 Screw fixing



R710



Running Outlet

Fits 160mm Pipe

R711



Stopend External

R713



Angle



90°

R705

135°

R707



Outlet Adaptor

For 110mm downpipes

R716



Connector

Pipe - single socket

S406

Drain

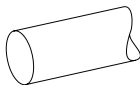
DS438

Stormflo

Pipes and Fittings

Product
Code

160mm



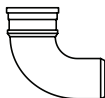
Pipe - Plain Ended

3m length	S534
4m length	S535
Single Socket, 3m length	S533



Bracket

Pipe - 1 Screw fixing	S412
Pipe/socket - galvanised steel	S571



Bend

92 $\frac{1}{2}$ ° bend	S403
112 $\frac{1}{2}$ ° Offset Top	S424
112 $\frac{1}{2}$ ° Offset Bottom	S425
135°	S404



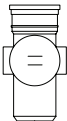
Branch

92 $\frac{1}{2}$ °	S427
--------------------	------



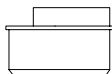
Shoe

S436



Access Pipe

92 $\frac{1}{2}$ °	S472
--------------------	------



Reducer

160mm x 110mm	S420
---------------	------

Stormflo

Tips & Hints

Using the correct type and size of screw (38mm), fix the outlet to the section of fascia board at the appropriate height for level gutter or gutter with falls. Screws should be located through the moulded lugs or fixing wings provided. Where applicable, two screws should always be used for secure fitment.








Flat Roof Drainage

Compatible with most flat roofing materials, including bituminous felt and PVCu roof membranes. unique pre-drilled flange for secure anchorage. Comprehensive range of sizes available for water tight jointing to 82,110 or 160mm PVCu pipe work. Non corrosive Hi-filter grille design offers efficient filtering and can be easily removed for periodic cleaning and maintenance. Ideal for industrial, commercial and domestic applications.

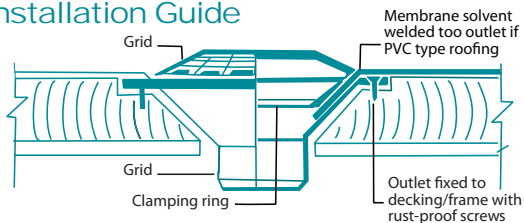
- Integral ribbed clamping for ring for complete retention of roofing felt or membrane
- Unique pre-drilled anchorage points, stops product from lifting during assembly of pipework
- Compatible with most flat roofing materials
- Quick and easy to install, choice of socket or spigot tails available
- Fully compatible with 110mm PVC pipework, no adaptor required
- Cost effective alternative to complicated and expensive metal outlets and pipework systems.

Flat Roof Drainage

Hunter roof outlets are three-piece components manufactured in PVCu and consist of a funnel shaped body, clamping ring and grille. Flat roof outlets are a natural choice when considering roof drainage in commercial, domestic and industrial applications: they are easy to install and compatible with most types of roofing material.

		Product Code	Product Code	Product Code
		82mm	110mm	160mm
	Roof Outlet			
	Spigot tail	RV637	RV369	RV482
	Box Gutter Outlet			
	Spigot tail	RV491		
	Balcony Outlet			
	Spigot tail	RV195	RV196	

Installation Guide



The roof construction should have an appropriate size hole. To give support to the sloping sides of the roof outlet, the roof screed should be dished. All roof outlets must be securely fixed to the roof structure. The roof outlet should be vertical with a sound push-fit connection into the rainwater pipe.

Installation Procedures

Hot Asphalt

- Remove grating and clamping ring. Hot asphalt is then applied to the roof in layers.
- The first layer should not be allowed to flow into the roof outlet.
- The clamping ring is now secured by the brass wing nuts down onto the hot asphalt.
- Although the outlet flange will soften from the effect of the hot asphalt, there will be no distortion providing the correct support is given fix the grating with the bolts.

Bituminous Felt Roofing

- Set the flange on the roof outlet into a recess in the roof boarding to give a level finish
- When applying the liquid bitumen to the roof, allow it to cover the outlet flange and the sloping part of the outlet
- Then, when bonding the felt onto the roof with the liquid bitumen, the felt should be taken over the outlet top flange
- Cut the section of felt over the hole of the outlet
- Using a blow lamp, form the felt down onto the sloping edge and retain with the clamping ring and wing nuts, fit the grating

PVC Roofing

- Apply recommended adhesive to flange and sloping part of the outlet
- Lay plastic material into flange and dress into outlet
- Retain with clamping ring and wing nuts
- Fix grating into position with bolts.

Tips & Hints

It may be necessary to provide a working overflow pipe on flat roof drain installations to indicate blockages in internal rainwater systems.

Flat Roof Drainage



Outlet and pipe size	82mm	110mm	160mm
Max depth of flow at edge of outlet	m ²	m ²	m ²
35mm	310	380	515
32mm	210	330	440
25mm	145	230	310
19mm	115	150	200
13mm	80	85	95

Maximum roof area that can be drained by one outlet (with or without box gutter)

Note: These values are based upon; Rainfall intensity of 75mm per hour and absence of abutting vertical walls rising above roof level **NB**. Reduce the above figures by 20% when using balcony outlets.

Good practice guide

It's Simple with Hunter Surefit . . .

On face value, guttering installation is a piece of cake, but it is amazing how many installers get it wrong. In fact in a survey by one of the UK's largest warranty providers, nearly a quarter of the owners of new build homes reported guttering problems that subsequently had to be rectified.

Installers need to give some careful consideration to a number of factors if they are to avoid those dreaded call backs. That means thinking about not just the profile and colour, but more importantly if the system is not to fail, size. Fitting a profile that's too small could cause you problems with call-backs when it fails to cope with the water flowing off a large roof. If you are working on a larger project - a school, sports hall, apartment block or even a larger house - then using an ordinary domestic system means that you will need to fit more downpipes and that not only costs more but also may not fit in with your customer's aesthetic requirements.

To make sure you get it right and avoid call backs, this is Hunter Plastics essential guide to fitting Surefit guttering.

1 Before starting work, identify position of the drain, run a plumb-line and fix gutter outlet.

2 Check fascia is level and determine fall. (if required)

3 Fix support bracket at furthest end and run a string-line to the outlet.

4 From the outlet, fix support brackets at a maximum of one metre centres.

5 Insert gutter into the first fitting, ensuring the gutter is level with the 'insert to here line' marked inside. At the other end of the gutter mark the position of the next fitting on the fascia.

6 Remove gutter and fix next fitting using your mark line. Ensuring fittings are level by using the stringline.

7 Fit length of gutter and stopend, with support bracket at furthest end.



8 Fit top offset bend to outlet, then using bottom offset determine length of pipe required.

9 Fit a pipe clip below the bottom offset, then at a maximum of two metres apart.

10 Check water tightness by blocking off any outlets and performing a static water test.



Good practice guide

THERMAL MOVEMENT

PVCu material is subject to thermal movement. Hunter gutter joints have been designed to accommodate thermal movement without affecting efficiency. Particular care must be taken to ensure that gutters are assembled to the engraved 'insert to here' lines inside each fitting.

LUBRICANT

The use of silicone lubricant will assist gutter assembly and prevent expansion noise caused by gutters moving across dry jointing seals. Washing-up liquid should never be used as a lubricant as this will damage the seals.

TIMBER PRESERVATIVES

Timber fascias treated with creosote must be left to dry for at least 48 hours prior to fitting gutter brackets.

COMPATIBILITY CHART

Hunter Half Round, Squareflo and 125 PVCu Rainwater systems are compatible with many other manufacturers' systems and with cast iron and aluminium profiles. The table below indicates compatibility with the most commonly found manufacturers.

For further information, contact Hunter Technical Department.

MANUFACTURER	HALF ROUND	SQUAREFLO	125*
HEPWORTH	Yes	Yes	Yes
MARLEY	Yes	No	Yes
OSMA	Yes	No	Yes
POLYPIPE	Yes	Yes	Yes
TERRAIN	No	No	No
BRETT	Yes	No	Yes

* using adaptor seal

The Work at Height (Amendment) Regulations 2007

These regulations have been written to help prevent the deaths and injuries caused each year by falls at work.

- Remember a ladder is not a safe work platform
- Always assess the job before any work at height is carried out - avoid if possible
- Never attempt to the job alone, although PVC gutter is light - it can catch the wind
- There is no height threshold, as a rule of thumb, if you could fall and injure yourself then you must adhere to the regulations irrespective if the job is at or below ground level.
- When working at height, select the most appropriate equipment for the task and site such as working platforms and or mobile elevating towers
- Ensure all operators are properly trained and are familiar with this item of equipment
- Equipment checks must be made to ensure that it is suitable and is in good repair
- Ensure adequate fall restraints/arrest/protection is used

The Health and Safety Executive (HSE) has documents that will provide further information and guidance can be accessed on line at www.hse.gov.uk. *Be safe on site - Don't take risks*

Note All products in this brochure must be correctly installed in accordance with BS6367:1983 'Code of Practice for drainage of roofs and paved areas'. Reference to BS EN12056 (Drainage of Building) is also recommended.

Why don't you have a look at some other great products by Hunter?



To have a copy of either book sent out to you please contact us today!



Hunter Plastics Ltd
Nathan Way
London SE28 OAE

Sales Hotline: +44(0)20 8317 1551

Tel: +44(0)20 8855 9851

Fax: +44(0)20 8317 7764

hunterplastics.co.uk

email: hunplas@hunterplastics.co.uk

Due to a programme of continuous development, Hunter Plastics Ltd. reserve the right to revise or alter any information pertaining to their products without prior notice.

All products are manufactured using a quality management system that has been assessed by BSI as complying with the requirements of BS EN ISO9001:2000

Hunter holds many kitemark licences. Products conforming to the appropriate standards are kitemarked. Additional ranges are covered by BBA certificates or compatible European standards (EN's).

All goods are sold according to Hunter Plastics Ltd standard conditions of sale, which are available on request.

Hunter Plastics Ltd reserves the right, in view of their continuous programme of development, to revise or alter their range of products and prices without prior notice.



Uniclass
L73141:P7114

EPIC
J35:X725

CI/SfB

(52.5) (Xn6)

an *OAliaxis* company



When you have finished with
this brochure please recycle it.