

13.00

SOLVENT WELD WASTE

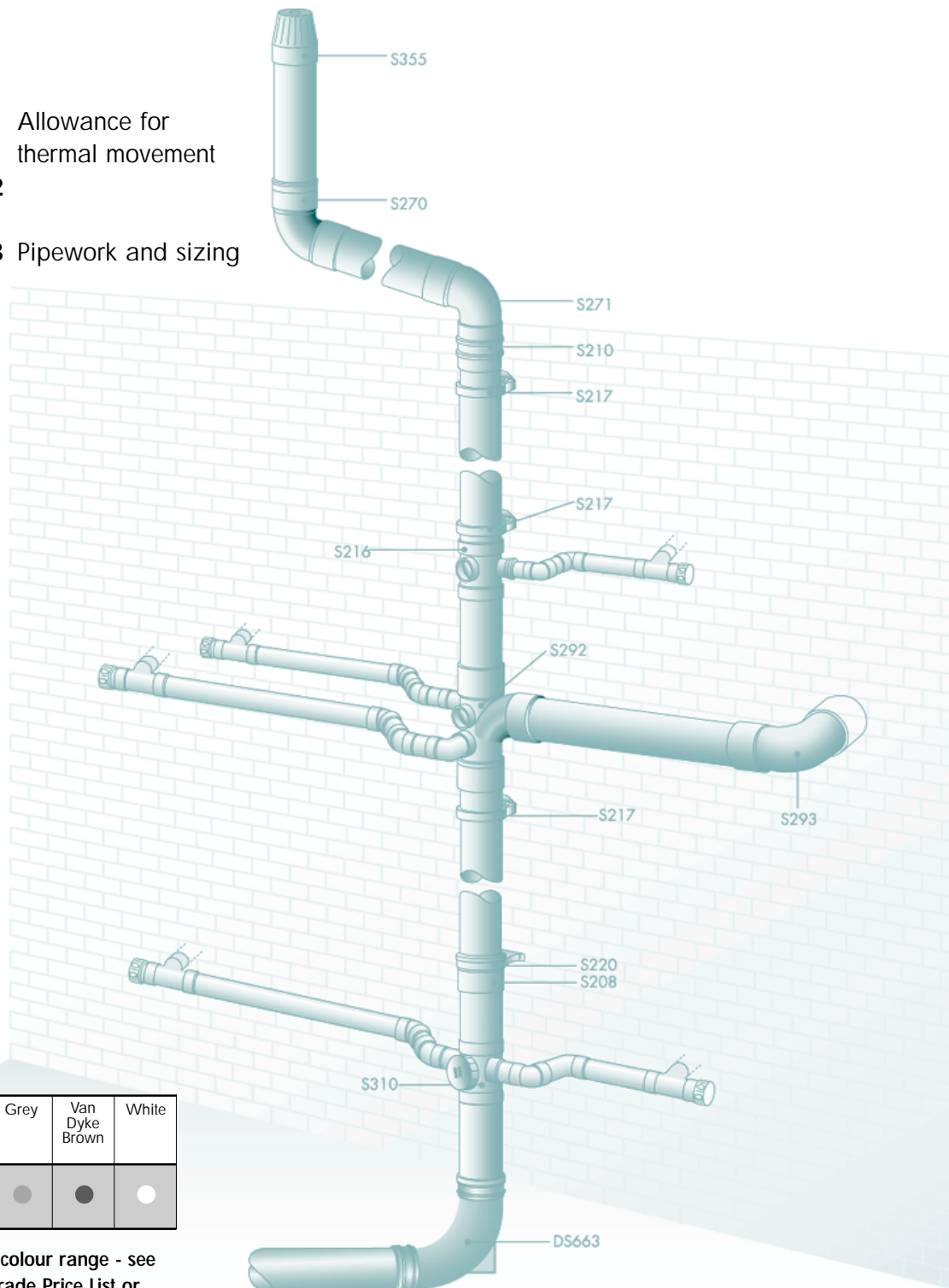
Hunter Soil and Waste Systems

13.01 Allowance for thermal movement

13.02

to

13.13 Pipework and sizing



Colours

Black	Grey	Van Dyke Brown	White
●	●	●	●

General colour range - see Hunter Trade Price List or website for specific colour availability.

13.00

Solvent weld waste

13.01 ALLOWANCE FOR THERMAL MOVEMENT

It is essential in any solvent weld soil system to allow for the expansion and contraction that occurs within the installation.

The S201 ring seal expansion adaptor should be fitted where a change in direction occurs and/or at a fixed point eg. a fitting such as a branch that is held in position with a socket bracket.



MUPVC High Temperature Waste and Vent to BS EN1566 size

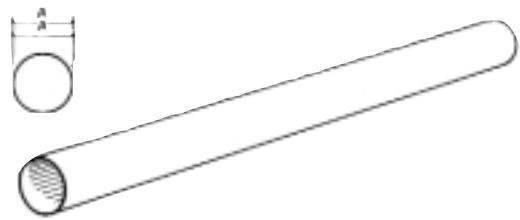


13.02

Pipe

WASTE SYSTEM PIPE

Plain Ended			
Size	Length	Code	A
32mm	4m	W541	36
40mm	4m	W542	43
50mm	4m	W710	56
32mm	3m	W538	36
40mm	3m	W539	43
50mm	3m	W709	56



13.03

Bend

WASTE SYSTEM BENDS

Spigot 90°				
Size	Code	A	B	C
32mm	W111	52	28	67
40mm	W112	55	28	67

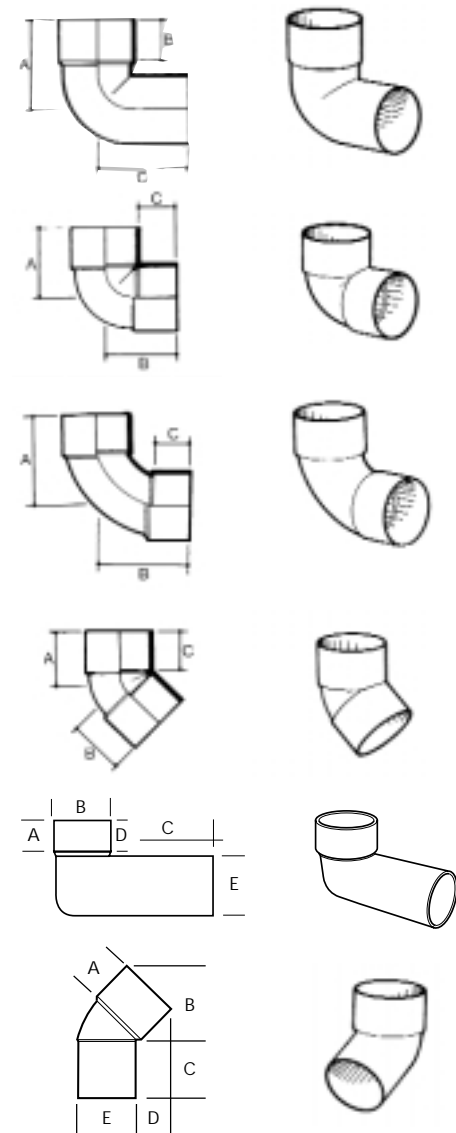
Knuckle 90°				
Size	Code	A	B	C
32mm	W116	44	44	22
40mm	W117	51	51	26

Swept 92½°				
Size	Code	A	B	C
32mm	W78	55	55	25
40mm	W79	63	51	30
50mm	W712	60	60	30

Swept 135°				
Size	Code	A	B	C
32mm	W82	40	37	25
40mm	W81	46	46	30
50mm	W713	50	50	30

Long Tail Spigot 92½°						
SIZE	CODE	A	B	C	D	E
32mm	W113	20	42	72	24	36
40mm	W114	25	49	68	26	43

Spigot 135°							
Size	Code	A	B	C	D	E	F
32mm	W108	21	56	34	21	36	36
40mm	W109	25	50	35	20	43	42.5



13.04

Coupling

WASTE SYSTEM COUPLING

Coupling Socket Tail - Straight			
Size	Code	A	B
32mm	W60	22	2
40mm	W61	26	2
50mm	W711	30	2



MUPVC High Temperature Waste and Vent to BS EN1566 size

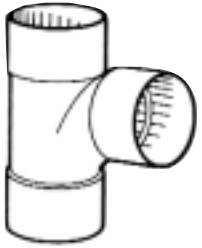
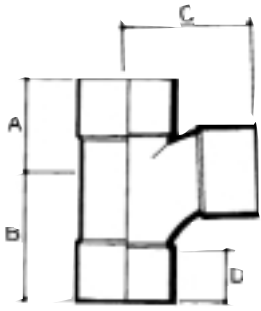
13.05 Tee



WASTE SYSTEM TEE

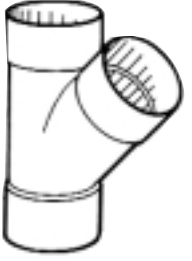
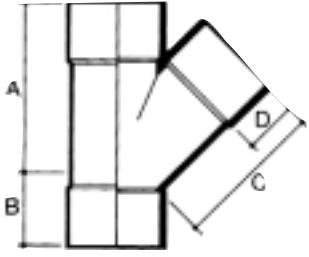
Tee 92^{1/2}°

Size	Code	A	B	C	D
32mm	W84	41	52	52	25
40mm	W85	45	66	63	29
50mm	W714	60	74	74	75



Tee 135°

Size	Code	A	B	C	D
40mm	W88	86	40	80	31
50mm	W715	125	34	99	34



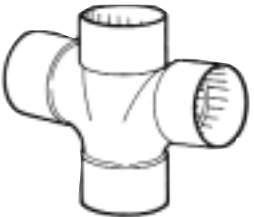
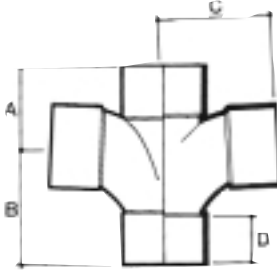
13.06 Cross

92^{1/2}°

WASTE SYSTEM CROSS

Cross 92^{1/2}°

Size	Code	A	B	C	D
42mm	W574	42	78	72	29
50mm	W722	58	78	74	33



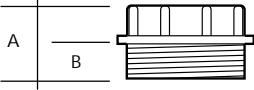
13.07 Connector

Connector

WASTE SYSTEM CONNECTOR

Connector - BSPT Adaptor

Size	Code	A	B
32mm	W125	40	18
40mm	W126	45	18
50mm	W723	65	30



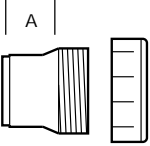
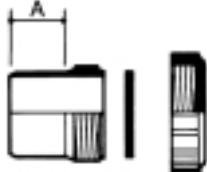
13.08 Access Cap

Access Cap

WASTE SYSTEM ACCESS CAP

Access Cap - Spigot Tail

Size	Code	A
32mm	W90	25
40mm	W91	25
50mm	W724	25



MUPVC High Temperature Waste and Vent to BS EN1566 size



13.09 Pipe Bracket

WASTE SYSTEM PIPE BRACKET (SADDLE TYPE)

Bracket				
Size	Code	A	B	C
32mm	W118	75	57	40
40mm	W119	83	65	45
50mm	W716	116	95	46

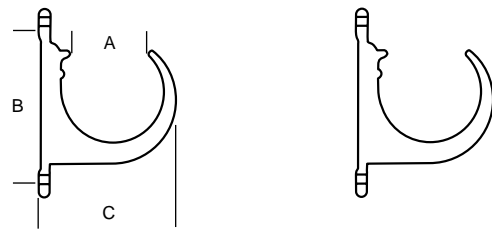
Universal for Push-fit or Solvent pipework



WASTE SYSTEM OPEN CLIP

Open Clip				
Size	Code	A	B	C
32mm	W120	26	58	52
40mm	W121	32	63	58
50mm	W122	42	77	75

Universal for Push-fit or Solvent pipework



13.10 Reducer

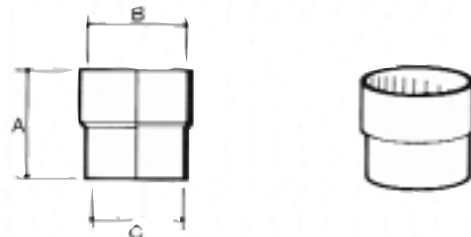
WASTE SYSTEM BOSS REDUCER/ADAPTOR

Boss Adaptors			
Size	Code	A	
50 x 32mm	W104	30	
50 x 40mm	W106	25	



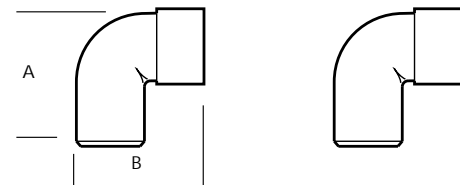
BOSS ADAPTOR

Socket/Socket Boss Adaptor				
Size	Code	A	B	C
50mm	S750	58	59	56



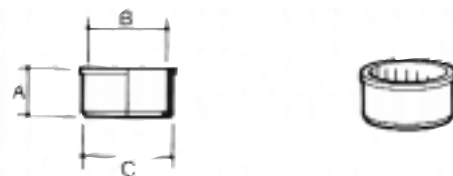
Waste Manifold Adaptor Bend (Fabricated)

Size	Code	A	B
50mm	W725	98	125



Spigot/Socket Reducer

Size	Code	A	B	C
40 x 32mm	W57	27	36	43
50 x 32mm	W717	31	37	55
50 x 40mm	W718	31	39	55
32 x 22mm	W55	22	-	-





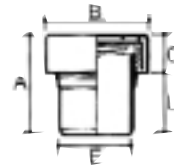
13.11

Anti Siphon Unit

WASTE SYSTEM ANTI SIPHON UNIT

Anti Siphon Unit

Size	Code	A	B	C	D	E
40mm	W151	60	61	22	27	43
32mm	W150	56	61	22	28	36



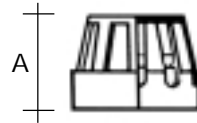
13.12

Vent Cowl

WASTE SYSTEM VENT COWL MuPVC SOLVENT WELD

Vent Cowl - Balloon Grating

Size	Code	A
50mm	S353	45



13.13

Universal Tank Connector

WASTE SYSTEM UNIVERSAL TANK CONNECTOR

Universal Tank Connector

Size	Code	A	B
32mm	W98	22	51
40mm	W99	22	51

Accepts Push-Fit and Solvent Weld pipes

